Managing Invasive Species in Your Garden



Pavlina Slezak, Clackamas Soil & Water Conservation District

Introduction





What are invasive species?

Plants that live outside their historic geographical range, exhibit aggressive growth, and have a detrimental effect on our social, economic, or ecological resources



Spurge laurel

Other terms

Non-Native: any plant or animal not known to historically occur in an area

Invasives: plants that exhibit aggressive growth that displaces other plants. All invasives are non-native.

Weeds: any plant growing in an undesirable location

Ornamental: a plant intentionally grown for decoration or beauty



What makes something “invasive”?

Invasive species are often able to take over landscapes much quicker than native species.

- No natural “checks and balances” like they do in their native region of origin
- This pushes out native plants & animals, and can impact land uses (i.e. make a recreation area much less accessible!)
- Often create “monocultures”, or areas where they are the only species sustained in that area





Priority Species for Clackamas SWCD

Early Detection Rapid Response (EDRR)



Invasive Species ID & Management (EDRR)



Rules of thumb

- Manage invasives before they start forming fruit - note bloom time!
- If you can't get to everything, at least remove the flower/seed heads
- Dig up entire root system (if perennial especially)
- Work when soil is moist/looser
- Work on smaller & edge infestations first



Rules of thumb

- Disposal:
  - Fruits/seeds bagged & in trash
  - Vegetative material = yard waste, or dried & in home compost* (if no risk of rerooting)
  - High priority species = all parts in trash
- Don't leave bare soil - reseed, replant, or mulch promptly!
  - Sloped areas - work in small sections, emphasis on replanting
- Plan to manage for multiple years, multiple times per year



Garlic mustard

Alliaria petiolata

- Forest understory, shady
- 1st yr: low-growing, scalloped leaves
- 2nd yr: taller plant, triangular leaves, 4-petaled flowers
- Thin seed pods (siliques)
- Garlic odor when crushed











Garlic mustard - management

Alliaria petiolata

- Dig up entire plant and roots, ideally April-May
  - If seed pods present, clip + bag first
- Check for seedlings in fall/winter
- Seeds viable ~10 years
  - Several inches of mulch can reduce seed germination
- Do NOT mow!



Spurge laurel

Daphne laureola



Spurge laurel

Daphne laureola

- Shade-tolerant evergreen shrub
- Glossy leaves in spiral
- Yellow-green, bell-shaped flowers UNDER leaves, blooms March-May
- Green berries that ripen to black
- White sap can irritate skin, smells







Spurge laurel - management

Daphne laureola

- Hand-pull young plants, dig up larger plants with shovel or weed wrench
- Cutting at/below root collar? Mixed results
- Wear gloves, long sleeves, pants, & eye glasses to protect from sap!





Oblong spurge

Euphorbia oblongata

- Perennial up to 3 ft tall
- Leaves alternate along the stem, elongated shape
- Clustered yellow flowers at top of stems, blooms May-Sept
- Seeds contained in round, bumpy fruits
  - Mature seeds can eject up to 6 feet away











Look-alike ornamental spurges

Cushion spurge





Caper spurge





Myrtle spurge

Leafy spurge



Oblong spurge - management

Euphorbia oblongata

- Dig up whole plant, ideally March-April
- Do NOT mow, till, or cut!
- Seeds viable for 8+ yrs
- Wear gloves, long sleeves, pants, eye glasses





Knotweeds

Reynoutria species

- Clump-forming perennial, 5-15 ft. tall
- Bamboo-like stems, dead canes in winter
- Clustered, small white flowers
- Can reproduce from **tiny** root and stem pieces
- Very harmful to streams and waterways









Knotweeds

Reynoutria species







Knotweeds - management

Reynoutria species

- **Very** hard to control manually, possible only for small, isolated patches
- Dig up whole plant & roots
- Consistent cutting
  - Cut biweekly during growing season
  - Check edges for regrowth (knotweed roots spread outwards)
  - Must be easy to access regularly
  - Cutting promotes growth, but if diligent can eventually starve the root system
  - All cut parts in trash!
- Manage for 5-7 yrs





Invasive Species ID & Management (non-EDRR)



Himalayan (Armenian) blackberry

Rubus armeniacus

- 3-5 large leaflets, palm-shaped
- Angled stem
- Creates dense thickets
- Reproduces by root + stem fragments, stem tips, and seed











Native look-alike

Not to be confused with trailing blackberry (native) - 3 leaflets, smaller stems + thorns





Himalayan (Armenian) blackberry - management

Rubus armeniacus



- Small populations
  - Cut canes with loppers or hand pruners & dig up roots, ideally in spring
  - Leave native plants intact to encourage competitive plant cover
- Large populations
  - Mow or cut canes
  - Dig up roots
- Disposal: roots in trash, canes piled on tarp to dry (do not place on soil, will reroot) or city yard debris bin

Himalayan (Armenian) blackberry - management

Rubus armeniacus





Seed with low growing, competitive plants (grasses, clover)

No bare soil!



Plant native shrubs/trees once blackberry resprouts are more manageable



Mow blackberry, dig up what roots you can, then apply cardboard or fabric & 2-4” of mulch

Ivy

Helix hedera

- Evergreen, perennial vine
- Juvenile stage can be 10+ years
- Weighs down trees, prevents regeneration of understory vegetation







Ivy - management

Helix hedera

- Manual removal - start at edge of ivy and work towards center
- For large patches, can roll ivy mats
- Focus on trees
  - Cut vines going up tree at chest height, then at hip height. Remove cut ivy to create gap
  - Clear ivy 6 ft. around tree bases
- Disposal: bags in trash, or pile vines to dry (monitor for rerooting)
- Mowing not recommended





Ivy - management

Helix hedera





Shining geranium

Geranium lucidum

- Low-growing winter annual or biennial
- Leaves shiny/glossy, lobed
- Stems often reddish
- Flowers small, pink, 5-petaled, bloom April-July
- Exploding seed pods









Shining geranium - management

Geranium lucidum

- Hand-pull plants in late fall & spring
  - Seedlings germinate rapidly & repeatedly fall-spring, manage multiple times/year
- Weed burner - good for smaller plants in winter, must burn root crown
- Thick layer of mulch
- Disposal: bag + trash unless confident that no flowers/fruits present
- Seeds viable for ~3 yrs







Butterfly bush

Buddleja davidii

- Tall perennial shrub
- Spikes of small purple flowers
- Leaves: opposite, lance-shaped, woolly underside
- Outcompetes willows on riverbanks
- Native caterpillars cannot feed on it > decreased populations









Butterfly bush - management

Buddleja davidii

- At minimum: cut dying flowerheads to prevent seed spread
- Dig up mature bushes - shovel, weed wrench
- Disposal - branches can resprout, so chipping or drying on tarp is best





Blue blossom (*Ceanothus thyrsiflorus*) as an alternative!

Honorable (invasive) mentions



Italian arum

Old man's beard







English holly



Himalayan balsam

Honorable (invasive) mentions



Yellow flag iris



Yellow archangel





Periwinkle/Vinca

Replanting with natives

- Shades out seedlings of invasive species
- Reduces erosion - use species with varied root depths, perennials
- Lower maintenance
- Creates wildlife habitat, especially when neighbors work together

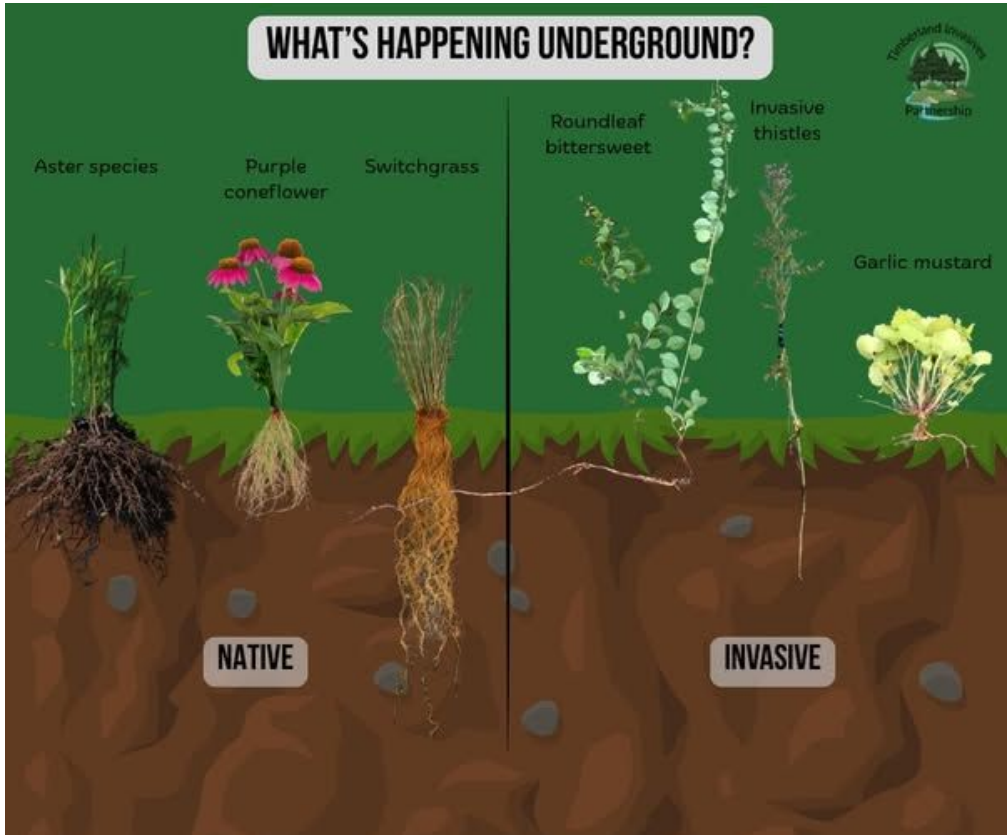

OSU Native Pollinator Study



























Varileaf phacelia *Phacelia heterophylla*

Globe gilia *Gilia capitata*

Douglas' aster *Symphotrichum subspicatum*

California poppy *Escholzia californica*

Farewell to spring *Clarkia amoena*

Lavender *Lavandula x intermedia* 'Grosso'

Rose checkermallow *Sidalcea asprella* ssp. *virgata*

Common madia *Madia elegans*

Canada goldenrod *Solidago canadensis*

Oregon sunshine *Eriophyllum lanatum*

Yarrow *Achillea millefolium*

Replanting with natives

- GardenSmart Oregon - a guide to native & ornamental replacements for invasive species
- Backyard Habitat Certification Program - online resources, native plant nursery coupons



Bradley Method of Bush Regeneration





- Work from "good" areas outwards
- Gradually weed small strips, letting native vegetation regrow before moving into weedier areas

What you can do!

- Check seed mixes, nursery stock, & purchased dirt/mulch/gravel for unwanted species
- Clean boots, socks, & equipment
- Familiarize yourself with local invasive species and educate others







What you can do!

- Collaborate with neighbors to manage weeds across property lines
- Document plants on iNaturalist and/or report to Oregon Invasive Species Online Hotline





Oregon Invasive Species Online Hotline

Which SWCD do you live in?

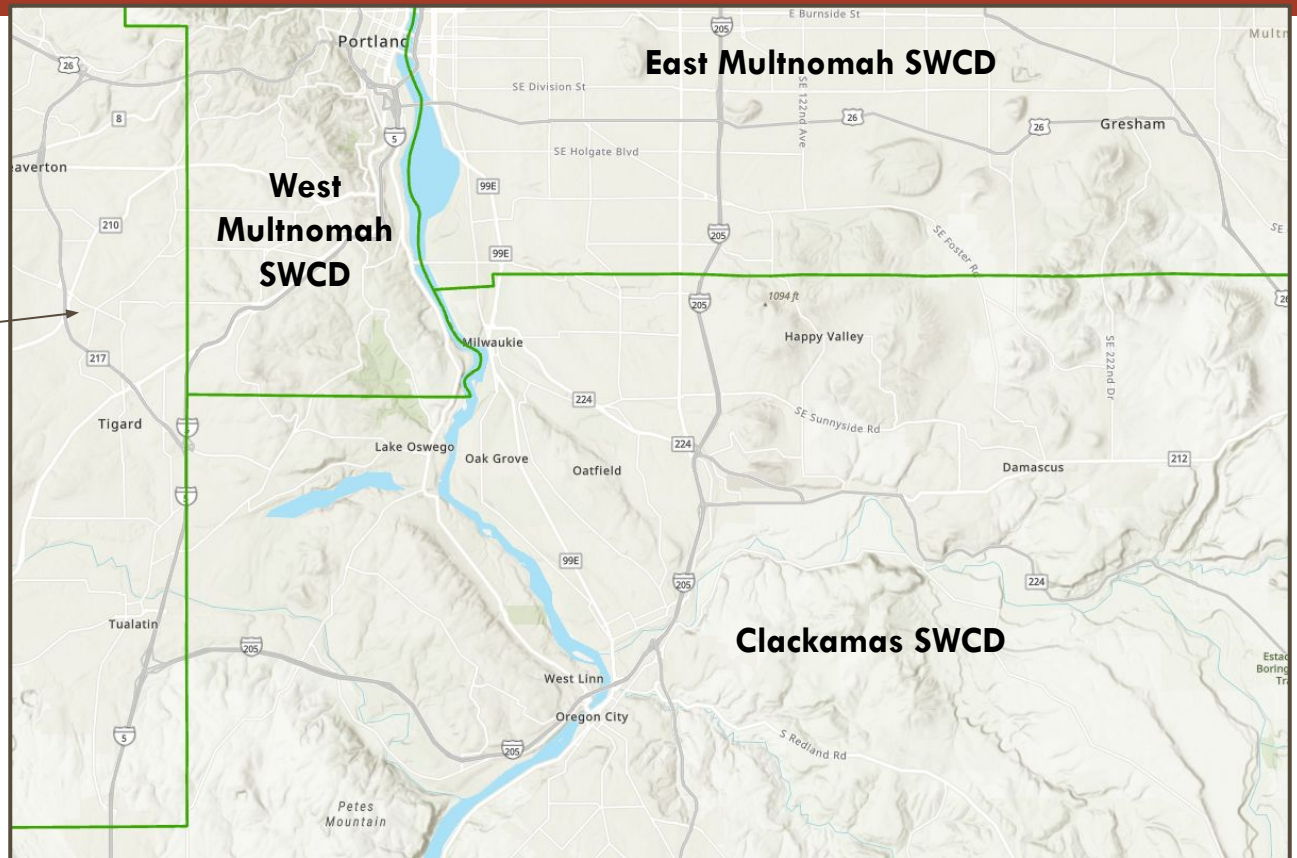

Questions?

Pavlina Slezak, WeedWise Technician
Clackamas Soil & Water Conservation District
pslezak@conservationdistrict.org
(971) 419-4730